

DATA SHEET

ARUBA 510 SERIES WIRELESS ACCESS POINTS

Very high Wi-Fi 6 (802.11ax) performance with dual radios and Green AP energy efficiency

Aruba Wi-Fi 6 access points provide high-performance connectivity for any organization experiencing growing numbers of IoT and mobility requirements. With a maximum real-world aggregate data rate of 2.69 Gbps (HE80/HE20), they deliver the speed and reliability needed for any enterprise environment.

INCREDIBLE EFFICIENCY

The 510 Series APs are also designed to optimize user experience by maximizing Wi-Fi efficiency and dramatically reducing airtime contention between clients.

Features include Orthogonal frequency-division multiple access (OFDMA), bi-directional multi-user MIMO and cellular optimization. With up to 4 spatial streams (4SS) and 160MHz channel bandwidth (VHT160), the 510 Series provides groundbreaking wireless capabilities for any enterprise.

Read the Multi-User [802.11ax white paper](#) for further information.

Advantages of OFDMA

This capability allows Aruba's APs to handle multiple Wi-Fi 6 capable clients on each channel simultaneously, regardless of device or traffic type. Channel utilization is optimized by handling each transaction via smaller sub-carriers or resource units (RUs), which means that clients are sharing a channel and not competing for airtime and bandwidth.

The following table highlights the number of available resources units per Wi-Fi Channel used:

NUMBER OF CONCURRENT CLIENTS PER CHANNEL PER RADIO*

Prior Wi-Fi generations	1 at a time
Wi-Fi 6 in 20 MHz	Up to 9 at a time
Wi-Fi 6 in 40 MHz	Up to 18 at a time
Wi-Fi 6 in 80 MHz	Up to 37 at a time
Wi-Fi 6 in 160 MHz	Up to 74 at a time

* Client density varies based on configured network settings



KEY FEATURES

- 2.69 Gbps maximum real-world speed (HE80/HE20)
- WPA3 and Enhanced Open security
- Built-in technology that resolves sticky client issues for Wi-Fi 6 and Wi-Fi 5 devices
- OFDMA and MU-MIMO for enhanced multi-user efficiency
- IoT-ready Bluetooth 5 and Zigbee support

Aruba Air Slice™ for Extended OFDMA Assurance

Initially, APs in controller-less mode (Instant) can provide SLA-grade performance by allocating RUs to specific traffic types. By combining Aruba's [Policy Enforcement Firewall \(PEF\)](#) and Layer 7 deep packet inspection (DPI) to identify user roles and applications, the APs will dynamically allocate the bandwidth needed. Non-Wi-Fi 6 clients can also benefit.

Air Slice™ for APs in controller mode will be supported in a future software release.

Multi-user MIMO (MU-MIMO)

The 510 Series APs support downlink mU-MIMO just like Wi-Fi 5 (802.11ac Wave 2) APs. The added benefit is the ability to multiply the number of clients that can now send traffic, thus optimizing client-to-AP spatial stream diversity.

Wi-Fi 6 and MU-MIMO aware client optimization

Aruba's patented AI-powered ClientMatch technology eliminates sticky client issues by placing Wi-Fi 6 capable devices on the best available AP. Session metrics are used to steer mobile devices to the best AP based on available bandwidth, types of applications being used and traffic type – even as users roam.

Aruba Advanced Cellular Coexistence (ACC)

This feature uses built-in filtering to automatically minimize the impact of interference from cellular networks, distributed antenna systems (DAS), and commercial small cell or femtocell equipment.

Intelligent Power Monitoring (IPM)

Aruba APs continuously monitor and report hardware energy consumption. They can also be configured to enable or disable capabilities based on available PoE power – ideal when wired switches have exhausted their power budget.

Green AP energy efficiency

Aruba Wi-Fi 6 APs utilize analytics from NetInsight to automatically transition in and out of a sleep mode based on client density. Learn more in the [Green AP At-A-Glance](#).

IOT PLATFORM CAPABILITIES

Like all Aruba Wi-Fi 6 APs, the 510 Series includes an integrated Bluetooth 5 and 802.15.4 radio (for Zigbee support) to simplify deploying and managing IoT-based location services, asset tracking services, security solutions and IoT sensors. This allows organizations to leverage the 510 Series as an IoT platform, which eliminates the need for an overlay infrastructure and additional IT resources.

Target Wake Time (TWT)

Ideal for IoTs that communicate infrequently, TWT establishes a schedule for when clients need to communicate with an AP. This helps improve client power savings and reduces airtime contention with other clients.

ARUBA SECURE INFRASTRUCTURE

The Aruba 510 Series includes components of Aruba's 360 Secure Fabric to help protect user authentication and wireless traffic. Select capabilities include:

WPA3 and Enhanced Open

Support for stronger encryption and authentication is provided via the latest version of WPA for enterprise protected networks.

Enhanced Open offers seamless new protection for users connecting to open networks where each session is automatically encrypted to protect user passwords and data on guest networks.

WPA2-MPSK

MPSK enables simpler passkey management for WPA2 devices – should the Wi-Fi password on one device or device type change, no additional changes are needed for other devices. Requires ClearPass Policy Manager.

VPN Tunnels

In Remote AP (RAP) and IAP-VPN deployments, the Aruba 510 Series can be used to establish a secure SSL/IPSec VPN tunnel to a Mobility Controller that is acting as a VPN concentrator.

Trusted Platform Module (TPM)

For enhanced device assurance, all Aruba APs have an installed TPM for secure storage of credentials and keys, and boot code.

SIMPLE AND SECURE ACCESS

To simplify policy enforcement, the Aruba 510 Series uses Aruba's policy enforcement firewall (PEF) feature to encapsulate all traffic from the AP to the Mobility Controller (or Gateway) for end-to-end encryption and inspection. Policies are applied based on user role, device type, applications, and location. This reduces the manual configuration of SSIDs, VLANs and ACLs. PEF also serves as the underlying technology for Aruba [Dynamic Segmentation](#).

HIGH-DENSITY CONNECTIVITY

Each 510 Series AP provides connectivity for a maximum of 512 associated clients per radio (1024 in total). In real-world scenarios, the maximum recommended client density is dependent on environmental conditions.

Flexible operation and management

A unique feature of Aruba APs is the ability to operate in either controllerless (Instant) or controller-based mode.

Controller-less (Instant) mode

In controllerless mode, one AP serves as a virtual controller for the entire network. Learn more about Instant mode in [this technology brief](#).

Mobility Controller mode

For optimized network performance, roaming and security, APs tunnel all traffic to a mobility controller for centrally managed traffic forwarding and segmentation, data encryption, and policy enforcement. Learn more in the [ArubaOS datasheet](#).

Management options

Available management solutions include Aruba Central (cloud-managed) or Aruba AirWave – a multi-vendor on-premises management solution.

For large installations across multiple sites, APs can be factory-shipped and can be activated with Zero Touch Provisioning through Aruba Central or AirWave. This reduces deployment time, centralizes configuration, and helps manage inventory.

ADDITIONAL WI-FI FEATURES

Each AP also includes the following standards-based technologies:

Transmit beamforming (TxBF)

Increased signal reliability and range

Passpoint Wi-Fi (Release 2) (Hotspot 2.0)

Seamless cellular-to-Wi-Fi carryover for guests

Dynamic Frequency Selection (DFS)

Optimized use of available RF spectrum

Maximum Ratio Combining (MRC)

Improved receiver performance

Cyclic Delay/Shift Diversity (CDD/CSD)

Greater downlink RF performance

Space-Time Block Coding

Increased range and improved reception

Low-Density Parity Check (LDPC)

High-efficiency error correction for increased throughput

SPECIFICATIONS

Hardware variants

- AP-514: External antenna models
- AP-515: Internal antenna models

Wi-Fi radio specifications

- AP type: Indoor, dual radio, 5GHz 802.11ax 4x4 MIMO and 2.4GHz 802.11ax 2x2 MIMO

- 5GHz radio:
 - Four spatial stream Single User (SU) MIMO for up to 4.8Gbps wireless data rate to individual 4SS HE160 802.11ax client devices (max)
 - Two spatial stream Single User (SU) MIMO for up to 1.2Gbps wireless data rate to individual 2SS HE80 802.11ax client devices (typical)
 - Four spatial stream Multi User (MU) MIMO for up to 4.8Gbps wireless data rate to up to four 1SS or two 2SS HE160 802.11ax DL-MU-MIMO capable client devices simultaneously (max)
 - Four spatial stream Multi User (MU) MIMO for up to 2.4Gbps wireless data rate to up to four 1SS or two 2SS HE80 802.11ax DL-MU-MIMO capable client devices simultaneously (typical)
- 2.4GHz radio:
 - Two spatial stream Single User (SU) MIMO for up to 574Mbps wireless data rate to individual 2SS HE40 802.11ax client devices or to two 1SS HE40 802.11ax DL-MU-MIMO capable client devices simultaneously (max)
 - Two spatial stream Single User (SU) MIMO for up to 287Mbps wireless data rate to individual 2SS HE20 802.11ax client devices or to two 1SS HE20 802.11ax DL-MU-MIMO capable client devices simultaneously (typical)
- Support for up to 512 associated client devices per radio, and up to 16 BSSIDs per radio
- Supported frequency bands (country-specific restrictions apply):
 - 2.400 to 2.4835GHz
 - 5.150 to 5.250GHz
 - 5.250 to 5.350GHz
 - 5.470 to 5.725GHz
 - 5.725 to 5.850GHz
- Available channels: Dependent on configured regulatory domain
- Dynamic frequency selection (DFS) optimizes the use of available RF spectrum
- Supported radio technologies:
 - 802.11b: Direct-sequence spread-spectrum (DSSS)
 - 802.11a/g/n/ac: Orthogonal frequency-division multiplexing (OFDM)
 - 802.11ax: Orthogonal frequency-division multiple access (OFDMA) with up to 16 resource units (for an 80MHz channel)

- Supported modulation types:
 - 802.11b: BPSK, QPSK, CCK
 - 802.11a/g/n: BPSK, QPSK, 16-QAM, 64-QAM, 256-QAM (proprietary extension)
 - 802.11ac: BPSK, QPSK, 16-QAM, 64-QAM, 256-QAM, 1024-QAM (proprietary extension)
 - 802.11ax: BPSK, QPSK, 16-QAM, 64-QAM, 256-QAM, 1024-QAM
- 802.11n high-throughput (HT) support: HT20/40
- 802.11ac very high throughput (VHT) support: VHT20/40/80/160
- 802.11ax high efficiency (HE) support: HE20/40/80/160
- Supported data rates (Mbps) :
 - 802.11b: 1, 2, 5.5, 11
 - 802.11a/g: 6, 9, 12, 18, 24, 36, 48, 54
 - 802.11n (2.4GHz): 6.5 to 300 (MCS0 to MCS15, HT20 to HT40)
 - 802.11n (5GHz): 6.5 to 600 (MCS0 to MVC31, HT20 to HT40)
 - 802.11ac: 6.5 to 3,467 (MCS0 to MCS9, NSS = 1 to 4, VHT20 to VHT160)
 - 802.11ax (2.4GHz): 3.6 to 574 (MCS0 to MCS11, NSS = 1 to 2, HE20 to HE40)
 - 802.11ax (5GHz): 3.6 to 4,803 (MCS0 to MCS11, NSS = 1 to 4, HE20 to HE160)
- 802.11n/ac packet aggregation: A-MPDU, A-MSDU
- Transmit power: Configurable in increments of 0.5 dBm
- Maximum (aggregate, conducted total) transmit power (limited by local regulatory requirements):
 - 2.4 GHz band: +21 dBm (18dBm per chain)
 - 5 GHz band: +24 dBm (18 dBm per chain)
 - Note: conducted transmit power levels exclude antenna gain. For total (EIRP) transmit power, add antenna gain.
- Advanced Cellular Coexistence (ACC) minimizes the impact of interference from cellular networks
- Maximum ratio combining (MRC) for improved receiver performance
- Cyclic delay/shift diversity (CDD/CSD) for improved downlink RF performance
- Space-time block coding (STBC) for increased range and improved reception
- Low-density parity check (LDPC) for high-efficiency error correction and increased throughput
- Transmit beam-forming (TxBF) for increased signal reliability and range
- 802.11ax Target Wait Time (TWT) to support low-power client devices

Wi-Fi antennas

- AP-514: Four (female) RP-SMA connectors for external dual band antennas (A0 through A3, corresponding with radio chains 0 through 3). Worst-case internal loss between radio interface and external antenna connectors (due to diplexing circuitry): 1.3dB in 2.4GHz and 1.7dB in 5GHz.
- AP-515: Four integrated dual-band downtilt omni-directional antennas for 4x4 MIMO with peak antenna gain of 4.2dBi in 2.4GHz and 7.5dBi in 5GHz. Built-in antennas are optimized for horizontal ceiling mounted orientation of the AP. The downtilt angle for maximum gain is roughly 30 degrees.
 - Combining the patterns of each of the antennas of the MIMO radios, the peak gain of the effective per-antenna pattern is 3.8dBi in 2.4GHz and 4.6dBi in 5GHz.

Additional interfaces

- E0: HPE SmartRate port (RJ-45, maximum negotiated speed 2.5Gbps)
 - Auto-sensing link speed (100/1000/2500BASE-T) and MDI/MDX
 - 2.5Gbps speed complies with NBase-T and 802.3bz specifications
 - PoE-PD: 48Vdc (nominal) 802.3af/at/bt (class 3 or higher)
 - 802.3az Energy Efficient Ethernet (EEE)
- E1: 10/100/1000BASE-T Ethernet network interface (RJ-45)
 - Auto-sensing link speed and MDI/MDX
 - 802.3az Energy Efficient Ethernet (EEE)
- Link aggregation (LACP) support between both network ports for redundancy and increased capacity
- DC power interface: 12Vdc (nominal, +/- 5%), accepts 2.1mm/5.5mm center-positive circular plug with 9.5mm length
- USB 2.0 host interface (Type A connector)
 - Capable of sourcing up to 1A / 5W to an attached device
- Bluetooth 5 and Zigbee (802.15.4) radio (2.4GHz)
 - Bluetooth 5: up to 8dBm transmit power (class 1) and -95dBm receive sensitivity
 - Zigbee: up to 8dBm transmit power and -97dBm receive sensitivity
 - Integrated vertically polarized omnidirectional antenna with roughly 30 degrees downtilt and peak gain of 3.5dBi (AP-515) or 4.9dBi (AP-514)
- Visual indicators (two multi-color LEDs): for System and Radio status

- Reset button: factory reset, LED mode control (normal/off)
- Serial console interface (proprietary, micro-B USB physical jack)
- Kensington security slot

Power sources and power consumption

- The AP supports direct DC power and Power over Ethernet (PoE; on port E0)
- When both power sources are available, DC power takes priority over PoE
- Power sources are sold separately; see the ordering Information section below for details
- When powered by DC or 802.3at (class 4) / 802.3bt (class 5) PoE, the AP will operate without restrictions.
- When powered by 802.3af (class 3) PoE and with the IPM feature enabled, the AP will start up in unrestricted mode, but it may apply restrictions depending on the PoE budget and actual power. What IPM restrictions to apply, and in what order, is programmable.
- Operating the AP with an 802.3af (class 3 or lower) PoE source and IPM disabled is not supported.
- Maximum (worst-case) power consumption:
 - DC powered: 16.0W
 - PoE powered (802.3af, IPM enabled): 13.5W
 - PoE powered (802.3at/bt): 20.8W
 - All numbers above are without an external USB device connected. When sourcing the full 5W power budget to such a device, the incremental (worst-case) power consumption for the AP is up to 5.7W (PoE powered) or 5.5W (DC powered).
- Maximum (worst-case) power consumption in idle mode: 12.6W (PoE) or 9.7W (DC)
- Maximum (worst-case) power consumption in deep-sleep mode: 5.9W (PoE) or 1.5W (DC)

Mounting details

A mounting bracket has been pre-installed on the back of the AP. This bracket is used to secure the AP to any of the (sold separately) mount kits; see the ordering Information section below for details.

Mechanical specifications

- Dimensions/weight (AP-515; unit, excluding mount bracket):
 - 200mm (W) x 200mm (D) x 46mm (H)/
7.9" (W) x 7.9" (D) x 1.8" (H)
 - 810g/28.5oz
- Dimensions/weight (AP-515; shipping):
 - 230mm (W) x 220mm (D) x 72mm (H)/
9.1" (W) x 8.7" (D) x 2.8" (H)
 - 1010g/35.5oz

Environmental specifications

- Operating conditions
 - Temperature: 0C to +50C/+32F to +122F
 - Humidity: 5% to 93% non-condensing
 - AP is plenum rated for use in air-handling spaces
 - ETS 300 019 class 3.2 environments
- Storage and transportation conditions
 - Temperature: -40C to +70C/-40F to +158F
 - Humidity: 5% to 93% non-condensing
 - ETS 300 019 classes 1.2 and 2.3 environments

Reliability

Mean Time Between Failure (MTBF): 560,000hrs (64yrs) at +25C operating temperature.

Regulatory compliance

- FCC/ISED
- CE Marked
- RED Directive 2014/53/EU
- EMC Directive 2014/30/EU
- Low Voltage Directive 2014/35/EU
- UL/IEC/EN 60950
- EN 60601-1-1, EN60601-1-2

For more country-specific regulatory information and approvals, please see your Aruba representative.

Regulatory model numbers

- AP-514: APIN0514
- AP-515: APIN0515

Certifications

- UL2043 plenum rating
- Wi-Fi Alliance:
 - Wi-Fi CERTIFIED a, b, g, n, ac, ax
 - WPA, WPA2 and WPA3 – Enterprise with CNSA option, Personal(SAE), Enhanced Open (OWE)
 - WMM, WMM-PS, Wi-Fi Vantage, W-Fi Agile Multiband
 - Passpoint (release 2)
- Bluetooth SIG

WARRANTY

Aruba’s hardware limited lifetime warranty.

MINIMUM OPERATING SYSTEM SOFTWARE VERSIONS

ArubaOS and Aruba InstantOS 8.4.0.0 (with some restrictions). For unrestricted operation, use 8.6.0.0 or later.

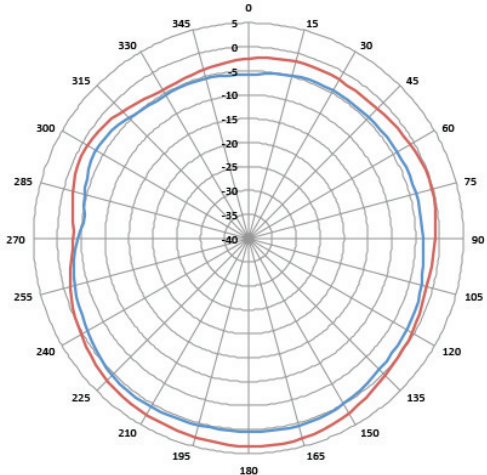
RF PERFORMANCE TABLE		
Band, rate	Maximum transmit power (dBm) per transmit chain	Receiver sensitivity (dBm) per receive chain
2.4GHz, 802.11b		
1Mbps	18	-96
11Mbps	18	-88
2.4GHz, 802.11g		
6Mbps	18	-93
54Mbps	17	-75
2.4GHz, 802.11n HT20		
MCS0	18	-93
MCS7	16	-75
2.4GHz, 802.11ax HE20		
MCS0	18	-92
MCS11	14	-62
5GHz, 802.11a		
6Mbps	18	-93
54Mbps	17	-75
5GHz, 802.11n HT20		
MCS0	18	-93
MCS7	16	-73
5GHz, 802.11n HT40		
MCS0	18	-90
MCS7	16	-70

RF PERFORMANCE TABLE		
Band, rate	Maximum transmit power (dBm) per transmit chain	Receiver sensitivity (dBm) per receive chain
5GHz, 802.11ac VHT20		
MCS0	18	-93
MCS9	16	-68
5GHz, 802.11ac VHT40		
MCS0	18	-90
MCS9	16	-65
5GHz, 802.11ac VHT80		
MCS0	18	-87
MCS9	16	-62
5GHz, 802.11ac VHT160		
MCS0	18	-84
MCS9	16	-59
5GHz, 802.11ax HE20		
MCS0	18	-90
MCS11	14	-60
5GHz, 802.11ax HE40		
MCS0	18	-87
MCS11	14	-57
5GHz, 802.11ax HE80		
MCS0	18	-84
MCS11	14	-54
5GHz, 802.11ax HE160		
MCS0	18	-81
MCS11	13	-51

ANTENNA PATTERN PLOTS

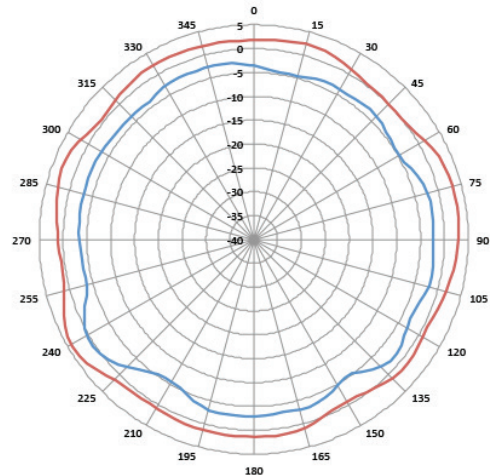
Horizontal planes (top view)

Showing azimuth (0 degrees) and 30 degrees downtilt patterns (averaged patterns for all applicable antennas)



— 2.44GHz WiFi (R1) Average Azimuth — 2.44GHz WiFi (R1) Average Downtilt

2.44GHz Wi-Fi (antennas 1, 2)

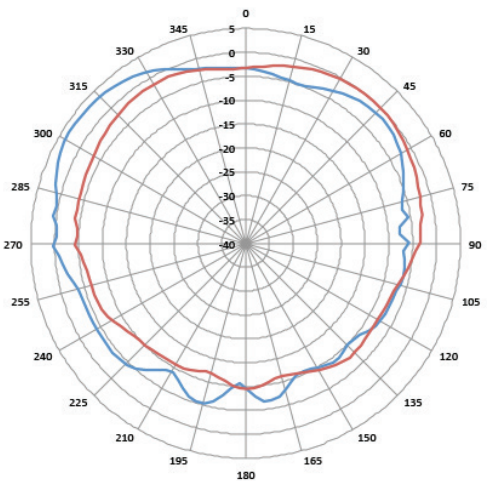


— 5.5GHz WiFi (R0) Average Azimuth — 5.5GHz WiFi (R0) Average Downtilt

5.5GHz Wi-Fi (antennas 1, 2, 3, 4)

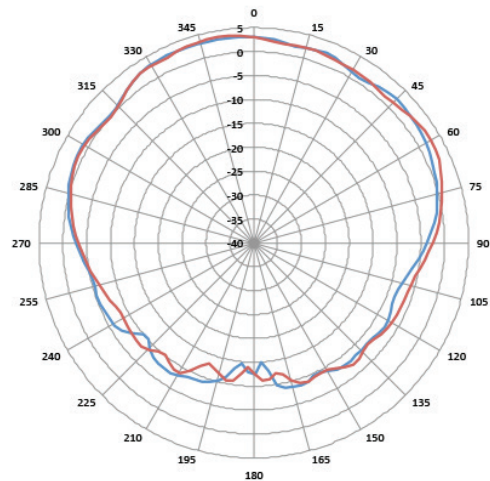
Vertical (elevation) planes (side view, AP facing up)

Showing side view with AP rotated 0 and 90 degrees (averaged patterns for all applicable antennas)



— 2.44GHz WiFi (R1) Average Elevation 0 — 2.44GHz WiFi (R1) Average Elevation 90

2.44GHz Wi-Fi (antennas 1, 2)



— 5.5GHz WiFi (R0) Average Elevation 0 — 5.5GHz WiFi (R0) Average Elevation 90

5.5GHz Wi-Fi (antennas 1, 2, 3, 4)

ORDERING INFORMATION

Part Number	Description
Aruba 510 Series Campus Access Points	
Q9H54A	Aruba AP-514 (EG) Dual Radio 4x4:4 + 2x2:2 802.11ax External Antennas Unified Campus AP
Q9H55A	Aruba AP-514 (IL) Dual Radio 4x4:4 + 2x2:2 802.11ax External Antennas Unified Campus AP
Q9H56A	Aruba AP-514 (JP) Dual Radio 4x4:4 + 2x2:2 802.11ax External Antennas Unified Campus AP
Q9H57A	Aruba AP-514 (RW) Dual Radio 4x4:4 + 2x2:2 802.11ax External Antennas Unified Campus AP
Q9H58A	Aruba AP-514 (US) Dual Radio 4x4:4 + 2x2:2 802.11ax External Antennas Unified Campus AP
Q9H59A	Aruba AP-515 (EG) Dual Radio 4x4:4 + 2x2:2 802.11ax Internal Antennas Unified Campus AP
Q9H62ACM	Aruba CM AP-515 (RW) Dual Radio 4x4:4 + 2x2:2 802.11ax Internal Antennas Unified Campus AP
Q9H63ACM	Aruba CM AP-515 (US) Dual Radio 4x4:4 + 2x2:2 802.11ax Internal Antennas Unified Campus AP
Q9H60A	Aruba AP-515 (IL) Dual Radio 4x4:4 + 2x2:2 802.11ax Internal Antennas Unified Campus AP
Q9H61A	Aruba AP-515 (JP) Dual Radio 4x4:4 + 2x2:2 802.11ax Internal Antennas Unified Campus AP
Q9H62A	Aruba AP-515 (RW) Dual Radio 4x4:4 + 2x2:2 802.11ax Internal Antennas Unified Campus AP
Q9H63A	Aruba AP-515 (US) Dual Radio 4x4:4 + 2x2:2 802.11ax Internal Antennas Unified Campus AP
Q9H64A	Aruba AP-514 (EG) TAA Dual Radio 4x4:4 + 2x2:2 802.11ax External Antennas Unified Campus AP
Q9H65A	Aruba AP-514 (IL) TAA Dual Radio 4x4:4 + 2x2:2 802.11ax External Antennas Unified Campus AP
Q9H66A	Aruba AP-514 (JP) TAA Dual Radio 4x4:4 + 2x2:2 802.11ax External Antennas Unified Campus AP
Q9H67A	Aruba AP-514 (RW) TAA Dual Radio 4x4:4 + 2x2:2 802.11ax External Antennas Unified Campus AP
Q9H68A	Aruba AP-514 (US) TAA Dual Radio 4x4:4 + 2x2:2 802.11ax External Antennas Unified Campus AP
Q9H69A	Aruba AP-515 (EG) TAA Dual Radio 4x4:4 + 2x2:2 802.11ax Internal Antennas Unified Campus AP
Q9H70A	Aruba AP-515 (IL) TAA Dual Radio 4x4:4 + 2x2:2 802.11ax Internal Antennas Unified Campus AP
Q9H71A	Aruba AP-515 (JP) TAA Dual Radio 4x4:4 + 2x2:2 802.11ax Internal Antennas Unified Campus AP
Q9H72A	Aruba AP-515 (RW) TAA Dual Radio 4x4:4 + 2x2:2 802.11ax Internal Antennas Unified Campus AP
Q9H73A	Aruba AP-515 (US) TAA Dual Radio 4x4:4 + 2x2:2 802.11ax Internal Antennas Unified Campus AP
Mounting kits	
JZ370A	AP-MNT-MP10-A Campus AP mount bracket kit (10-pack) type A: suspended ceiling rail, flat 9/16
Q9G69A	AP-MNT-MP10-B Campus AP mount bracket kit (10-pack) type B: suspended ceiling rail, flat 15/16
Q9G70A	AP-MNT-MP10-C Campus AP mount bracket kit (10-pack) type C: suspended ceiling rail, profile 9/16
Q9G71A	AP-MNT-MP10-D Campus AP mount bracket kit (10-pack) type D: solid surface
JZ370ACM	Aruba CM AP-MNT-MP10-A Campus AP mount bracket kit (10-pack) type A: flat rail 9/16
Q9G69ACM	Aruba CM AP-MNT-MP10-B Campus AP mount bracket kit (10-pack) type B: flat rail 15/16
Q9G70ACM	Aruba CM AP-MNT-MP10-C Campus AP mount bracket kit (10-pack) type C: profile rail 9/16
Q9G71ACM	Aruba CM AP-MNT-MP10-D Campus AP mount bracket kit (10-pack) type D: solid surface
R1C72ACM	Aruba CM AP-MNT-MP10-E Campus AP mount bracket kit (10-pack) type E: wall-box
R3J15ACM	Aruba CM AP-MNT-A Campus AP mount bracket kit (individual) type A: flat rail 9/16
R3J16ACM	Aruba CM AP-MNT-B Campus AP mount bracket kit (individual) type B: flat rail 15/16

ORDERING INFORMATION	
Part Number	Description
Mounting kits (continued)	
R3J17ACM	Aruba CM AP-MNT-C Campus AP mount bracket kit (individual) type C: profile rail 9/16
R3J18ACM	Aruba CM AP-MNT-D Campus AP mount bracket kit (individual) type D: solid surface
R3J19ACM	Aruba CM AP-MNT-E Campus AP mount bracket kit (individual) type E: wall-box
R3T20ACM	Aruba CM AP-MNT-MP10-X Campus AP mount adapter kit (10-pack)
R1C72A	AP-MNT-MP10-E Campus AP mount bracket kit (10-pack) type E: wall-box
R3J15A	AP-MNT-A Campus AP mount bracket kit (individual) type A: suspended ceiling rail, flat 9/16
R3J16A	AP-MNT-B Campus AP mount bracket kit (individual) type B: suspended ceiling rail, flat 15/16
R3J17A	AP-MNT-C Campus AP mount bracket kit (individual) type C: suspended ceiling rail, profile 9/16
R3J18A	AP-MNT-D Campus AP mount bracket kit (individual) type D: solid surface
R3J19A	AP-MNT-E Campus AP mount bracket kit (individual) type E: wall-box
R3T20A	AP-MNT-MP10-X AP mount adapter 10-pack
Cosmetic covers	
Q9H74A	AP-515-CVR-20 20-pack for AP-515 with Holes for LED Indicators White Non-glossy Snap-on Covers
Q9H74ACM	Aruba CM AP-515-CVR-20 20-pk White Non-glossy Snap-on Covers
Power accessories	
JX990A	AP-AC-12V30B AC-to-DC Power Adapter (12V/30W)
JW629A	PD-9001GR-AC 30W 802.3at PoE+ 10/100/1000 Ethernet Indoor Rated Midspan Injector
R3K00A	12V/36W AC/DC power adapter type B
JX990ACM	Aruba CM AP-AC-12V30B 12V/30W AC/DC desktop style power adapter with type B connector
JW629ACM	Aruba CM PD-9001GR-AC 802.3at PoE+ 10/100/1000 Ethernet Indoor Rated Midspan Injector
R3K00ACM	Aruba CM AP-AC2-12B 12V/36W AC/DC desktop style power adapter with type B connector
Other accessories	
JY728A	AP-CBL-SERU Micro-USB TTL3.3V to USB2.0 AP Console Adapter Cable
JY728ACM	Aruba CM AP-CBL-SERU AP console adapter cable for custom micro-USB console port
Antennas	See the 510 Series Ordering Guide for compatible options and the Aruba website for specs

Note: All hardware SKUs can be managed by Aruba Central. Central Managed (CM) SKUs are used for simplified ordering within US and Canada only.

For more ordering information, please refer to the [ordering guide](#)